

Mrs. Baker's Blue Group AMI Lessons (Day 1-5)

Day 1

- ❖ Language Arts Review 1
- ❖ Math- Count and write how many.
- ❖ Please read the passage to your student and the questions. Have them fill in the answers.

Day 2

- ❖ Language Arts Review 1
- ❖ Math- group with more or less.
- ❖ Write the letter of the alphabet that comes before and after the letter shown.

Day 3

- ❖ Language Arts Review 1
- ❖ Order items from smallest to largest.
- ❖ Trace the sentence and draw a picture to match.

Day 4

- ❖ Language Arts Review 1
- ❖ Draw and label four of your favorite winter activities. Please help your child label the pictures.
- ❖ Color the season you like more, tell your parent why. Parents please write down the students answer and allow them to copy it onto the paper.

Day 5


- ❖ Language Arts Review 1
- ❖ Count the winter items and color one box per item in the correct row.
- ❖ Find the sight word and color it accordingly.

Day


1

Language Arts Review I

Upper Case Letters



Lower Case Letters



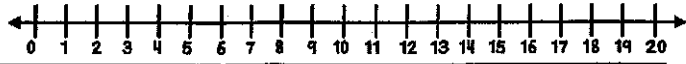
A B C D E F G H I
J K L M N O P Q R
S T U V W X Y Z

a b c d e f g h i j
k l m n o p q r s
t u v w x y z

Date: _____

MATH

Count and write how many in each group.



 <input type="text"/>	 <input type="text"/>	 <input type="text"/>
 <input type="text"/>	 <input type="text"/>	 <input type="text"/>

Copyright © 2017 Lisa Harris Teaching

ELA

Read the passage and answer the questions.

Liam is so happy. It is snowing outside. He will go skiing with his dad.



1. Who is happy? _____
2. Where is it snowing? _____
3. Who will Liam go skiing with?

Mom	Dad	Dan
-----	-----	-----



Day

2

Language Arts Review I

Upper Case Letters

Lower Case Letters



A B C D E F G H I
J K L M N O P Q R
S T U V W X Y Z

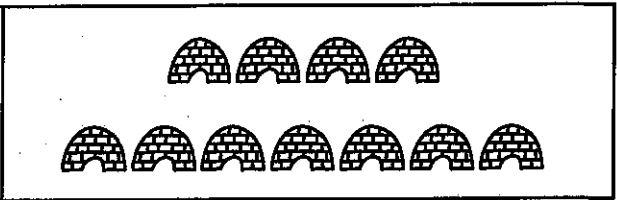
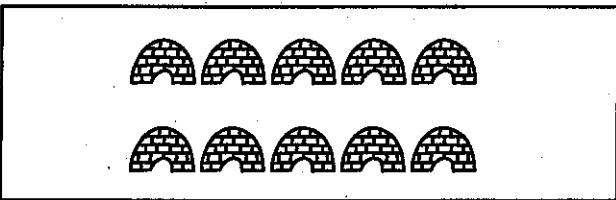

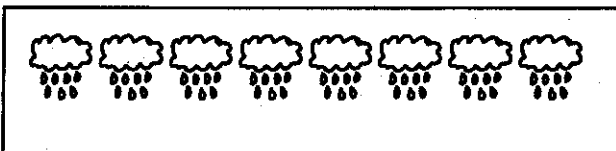

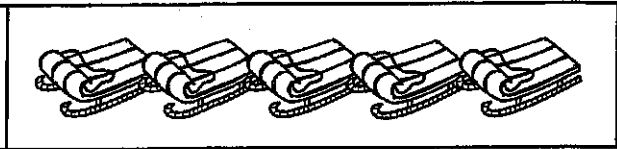
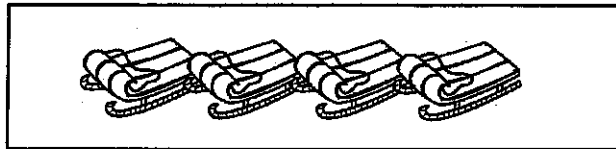
a b c d e f g h i j
k l m n o p q r s
t u v w x y z

Date: _____



MATH




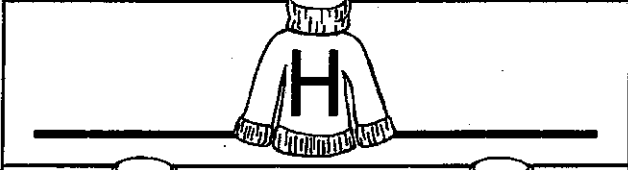




Color the group with **MORE** in **BLUE** and the group with **LESS** in **YELLOW**.



Copyright © 2017 Lisa Stewart Teaching

ELA

Write the letters of the alphabet that come before, after and between the given letters.





a b c d e f g h i j k l m n o p q r s t u v w x y z

Day

3

Upper Case Letters

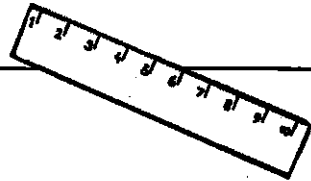
Lower Case Letters



A B C D E F G H I
J K L M N O P Q R
S T U V W X Y Z


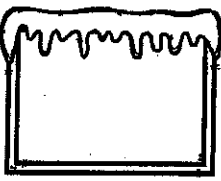




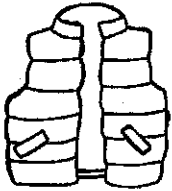





a b c d e f g h i j
k l m n o p q r s
t u v w x y z

Date: _____



MATH

Order the winter items from smallest (1) to largest (3).


 <input type="text"/>	 <input type="text"/>	 <input type="text"/>	 <input type="text"/>	 <input type="text"/>	 <input type="text"/>
 <input type="text"/>	 <input type="text"/>	 <input type="text"/>	 <input type="text"/>	 <input type="text"/>	 <input type="text"/>

Copyright © 2017 Lisa Hearn's Teaching

ELA

Trace the sentence. Draw a picture to match.

It is cold.





Day

4

Upper Case Letters


Lower Case Letters



A B C D E F G H I
J K L M N O P Q R
S T U V W X Y Z

a b c d e f g h i j
k l m n o p q r s
t u v w x y z

Date: _____





WINTER ACTIVITIES

Draw and label 4 of your favorite winter activities.

Copyright © 2017 The Heart's Teaching

YOUR OPINION

Color which season you like more. Give a reason for your answer.

winter 	summer 
---	--



Day

5

Language Arts Review I

Upper Case Letters

Lower Case Letters




A B C D E F G H I
J K L M N O P Q R
S T U V W X Y Z

a b c d e f g h i j
k l m n o p q r s
t u v w x y z

COLOR BY WORD

Color by sight word.




	yes		is
	no		what
	was		your
	from		very

GRAPHING

GRAPHING FUN

Count the winter items and represent the number on the graph.



8
7
6
5
4
3
2
1

