

Weekly Plans for Week of April 6th- April 10th

Subject	Monday	Tuesday	Wednesday	Thursday	Friday
<p>Reading- Choose a book(either online or a paper book) and <b>two</b> activities off the reading activities list.</p> <p><b>Practice Red Words</b></p> <p>Read, Load, Arm Tap, and Read the Word</p>	<p>Reading- Choose a book(either online or a paper book) and <b>two</b> activities off the reading activities list.</p> <p>Choose 10 red words off the list.</p>	<p>Reading- Choose a book (either online or a paper book) and <b>two</b> activities off the reading activities list.</p> <p>Choose 10 red words off the list.</p>	<p>Reading- Choose a book(either online or a paper book) and <b>two</b> activities off the reading activities list.</p> <p>Choose 10 red words off the list.</p>	<p>Reading- Choose a book(either online or a paper book) and <b>two</b> activities off the reading activities list.</p> <p>Choose 10 red words off the list.</p>	<p>Reading- Choose a book(either online or a paper book) and <b>two</b> activities off the reading activities list.</p> <p>Choose 10 red words off the list.</p>
Math	Adding fluency page.	Adding 3 single digits. Look for ways to make 10 or a doubles fact to help you.	Count coins. If you don't have very many, make paper coins.	Mentally add 10 to a given number.  Play Prodigy if working online.	Counting Coins Money Worksheet
Writing	Choose 5 words from your red word list. Create 5 sentences using the red words in the sentences.	Editing- Have the students write about a topic of their choice. Have them read it aloud.	How would you catch the Easter Bunny. Draw a trap around him. Describe your trap. What is it made of? Who helped you build it? What color is it?	Make a thinking of you card for someone.	Bustling Beehives  Verbs and Nouns

Science				<p>Draw the Life Cycle of a Butterfly.</p> <p>The book is online. If you requested a paper AMI you have the book printed.</p>	<p>Make a paper airplane. (Book is included)</p> <p>Measure how far you can get it to go.)</p> <p>Try another type of airplane. Which went further?</p>
Social Studies	<p>Read All About Money. Answer the questions.</p>	<p>Use coins around your house. Set up a few price tags for items. Count out the money to pay for an item. (Tags included)</p>	<p>Write and draw about what type of job you want to do when you grow up?</p>		
Specials	<p><b>PE.</b> Stretch</p> <p>Play an outdoor game. Examples: race, tag, basketball, or baseball</p>	<p><b>Art</b></p> <p>Use the flowers to create a 3-D art picture. (Bend the petals.)</p>	<p><b>Music</b></p> <p>Sing Mary Had A Little Lamb.</p> <p>Sing Head and Shoulders, Knees and Toes.</p>	<p><b>Library</b></p> <p>Choose your favorite book and have someone read to you.</p>	<p><b>Computer</b></p> <p>Play on a device your favorite educational games.</p>

Name : \_\_\_\_\_

Score : \_\_\_\_\_

Teacher : \_\_\_\_\_

Date : \_\_\_\_\_

---

$$\begin{array}{r} 6 \\ + 4 \\ \hline \end{array}$$

$$\begin{array}{r} 6 \\ + 4 \\ \hline \end{array}$$

$$\begin{array}{r} 5 \\ + 3 \\ \hline \end{array}$$

$$\begin{array}{r} 7 \\ + 8 \\ \hline \end{array}$$

$$\begin{array}{r} 9 \\ + 7 \\ \hline \end{array}$$

$$\begin{array}{r} 6 \\ + 3 \\ \hline \end{array}$$

$$\begin{array}{r} 7 \\ + 4 \\ \hline \end{array}$$

$$\begin{array}{r} 9 \\ + 3 \\ \hline \end{array}$$

$$\begin{array}{r} 6 \\ + 5 \\ \hline \end{array}$$

$$\begin{array}{r} 5 \\ + 4 \\ \hline \end{array}$$

$$\begin{array}{r} 9 \\ + 5 \\ \hline \end{array}$$

$$\begin{array}{r} 7 \\ + 6 \\ \hline \end{array}$$

$$\begin{array}{r} 5 \\ + 5 \\ \hline \end{array}$$

$$\begin{array}{r} 7 \\ + 5 \\ \hline \end{array}$$

$$\begin{array}{r} 7 \\ + 3 \\ \hline \end{array}$$

$$\begin{array}{r} 7 \\ + 7 \\ \hline \end{array}$$

A blank sheet of handwriting practice paper. The page is filled with ten sets of horizontal lines, each set consisting of a solid top line, a dashed middle line, and a solid bottom line. These lines are spaced evenly down the page to provide a guide for letter height and placement.

# All About Money

by ReadWorks



Money can be coins. Money can also be paper. People use money to buy things. That is called spending.

People don't spend all their money at the same time. They keep some for another time. That is called saving.

Many people keep their money at a bank. A bank is a place that keeps money safe.

Here are some names for money in the United States:

- A penny equals one cent.
- A nickel equals five cents.
- A dime equals 10 cents.
- A quarter equals 25 cents.
- A half-dollar equals 50 cents.
- One dollar equals 100 cents.

Name: \_\_\_\_\_ Date: \_\_\_\_\_

1. What can money be?

- A. coins only
- B. paper only
- C. coins and paper

2. This passage describes money. What two things do people do with money?

- A. spend it and save it
- B. hide it and throw it away
- C. give it away and save it

3. Banks make sure that your money is not lost or stolen. What part of the passage tells us that this is true?

- A. "People don't spend all their money at the same time."
- B. "Many people keep their money at a bank."
- C. "A bank is a place that keeps money safe."

4. What is "All About Money" mainly about?

- A. food
- B. money
- C. coins

Name \_\_\_\_\_

Fluently add and subtract within 20.....

## ADDING THREE NUMBERS #1


Directions: Look for sums of ten or doubles to help you add. If there are none, pick two numbers to add first and then add the third number.

4	3	2	6	7
5	4	3	2	9
<u>+1</u>	<u>+4</u>	<u>+7</u>	<u>+2</u>	<u>+2</u>

3	2	2	5	7
6	8	3	5	4
<u>+5</u>	<u>+6</u>	<u>+7</u>	<u>+3</u>	<u>+2</u>

6	5	7	5	3
4	9	6	3	2
<u>+3</u>	<u>+0</u>	<u>+2</u>	<u>+5</u>	<u>+8</u>


2	5	3	3	5
0	1	8	9	0
<u>+6</u>	<u>+4</u>	<u>+5</u>	<u>+4</u>	<u>+8</u>







Handwriting practice lines consisting of five sets of horizontal lines. Each set includes a solid top line, a dashed middle line, and a solid bottom line.

by \_\_\_\_\_









# How to catch the Easter Bunny

Directions: Draw your own Easter Bunny trap! Explain how you will trap the Easter Bunny below.



Four sets of horizontal writing lines, each consisting of a solid top line, a dashed middle line, and a solid bottom line, for explaining the trap.



Four sets of handwriting practice lines. Each set consists of a solid top line, a dashed middle line, and a solid bottom line, providing a guide for letter height and placement.

by \_\_\_\_\_

Name: \_\_\_\_\_

I.NBT.5

# Adding 10 Mentally

1	2	3	4	5	When adding 10, think of a number chart.
11	12	13	14	15	
21	22	23	24	25	

Add 10 mentally by completing the boxes.

65

40

56

23

18

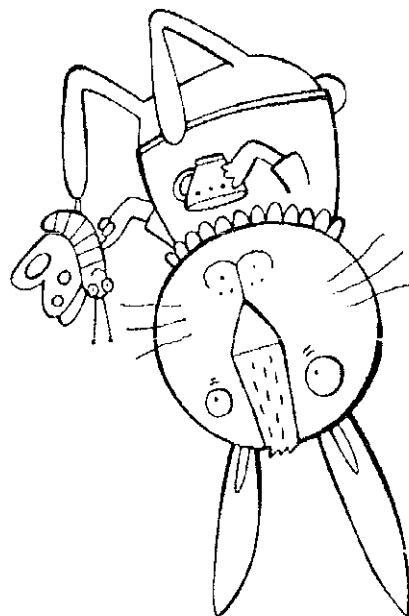
79

82

36


7

54











# Thinking of You


**Highlights**



Write the value of each group of coins in the space provided.

 <p>_____</p>	 <p>_____</p>
 <p>_____</p>	 <p>_____</p>
 <p>_____</p>	 <p>_____</p>
 <p>_____</p>	 <p>_____</p>

# Bustling Beehives





Cut.

Glue each word by the correct hive.





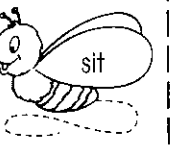







Remember: a **noun** is a person, a place, or a thing.

An action **verb** tells what someone or something does.

 <p><b>nouns</b></p>	 <p><b>verbs</b></p>
--	--

**Bonus Box:** Choose one noun and one verb. Write a sentence with them on the back of this sheet. Draw a picture to match.

©1998 The Education Center, Inc. • May Monthly Reproducibles • Grade 1 • TEC952

 bee	 see	 wing	 insect	 sit	 egg
 eat	 work	 run	 hive	 jump	 honey