


Name _____

Reading Comprehension

Read the short passage and answer the questions.

My Friend

My friend's name is Ben.
Ben is a great friend. He is
five years old. Ben plays
soccer. We have so much
fun together!




1. What is my friend's name?

2. How old is he?



3. What does he play?

Sandy Claws

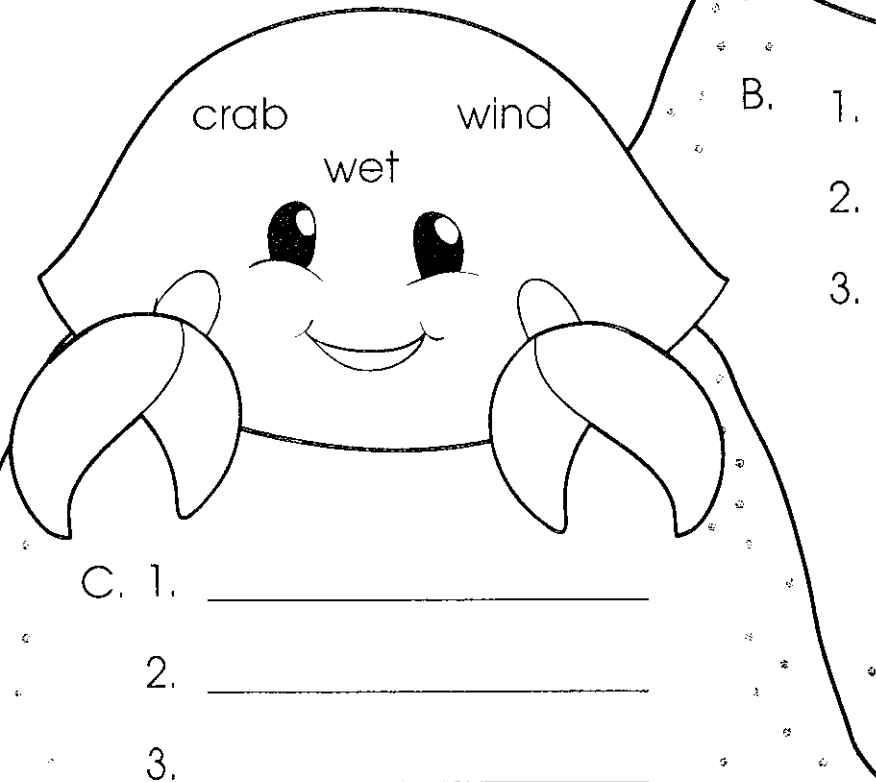
Write each group of words in ABC order.



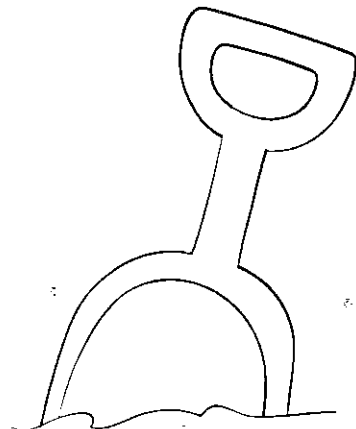
- A. 1. _____
2. _____
3. _____



- B. 1. _____
2. _____
3. _____




- C. 1. _____
2. _____
3. _____




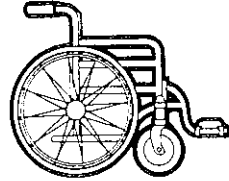
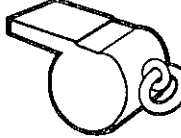


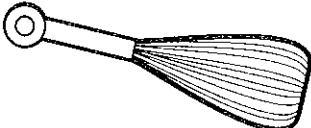



Name _____

Gathering Clues



Write **wh** in each blank.
Circle the word that is pictured.

 _____ en _____ ale	 _____ ile _____ isper	 _____ eat _____ iff
 _____ inny _____ eelchair	 _____ ine _____ istle	 _____ ip _____ irl
 _____ ich _____ eel	 _____ isk _____ ere	 _____ imper _____ iskers

Read each clue.
Color the matching picture.


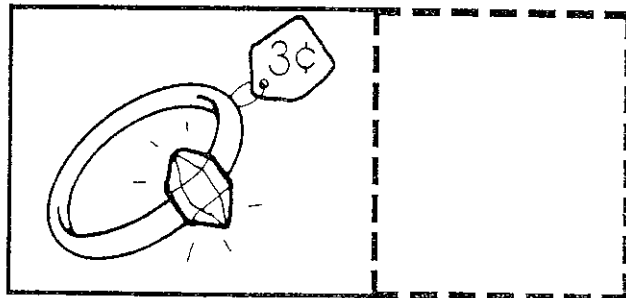
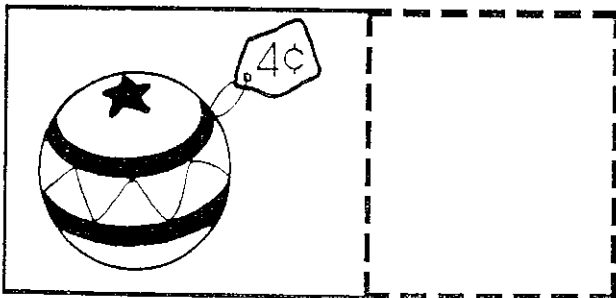

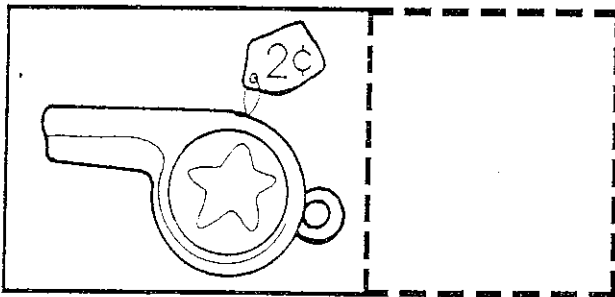


Clues

- It is a plant.
- A bike has more than one.
- It lives in the ocean.
- A mouse has these.

Name _____

How Much?

Cut, match, and paste.



Name _____

Nickels




the



and




together.



Parts of a Plant

by _____

roots

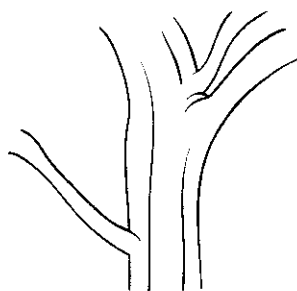


Water is taken in from the soil by the roots.

The roots take in water from the _____.

1

stem




The leaves of a plant are held up by the stem.

A plant's _____ are held up by the stem.

2

leaves




Leaves make food for a plant.

A plant's leaves make _____.

3

flower



The flower makes seeds.

_____ are made by the flower.

4

seeds



Seeds can grow into new plants.

New _____ can grow from seeds.

5

Day 12

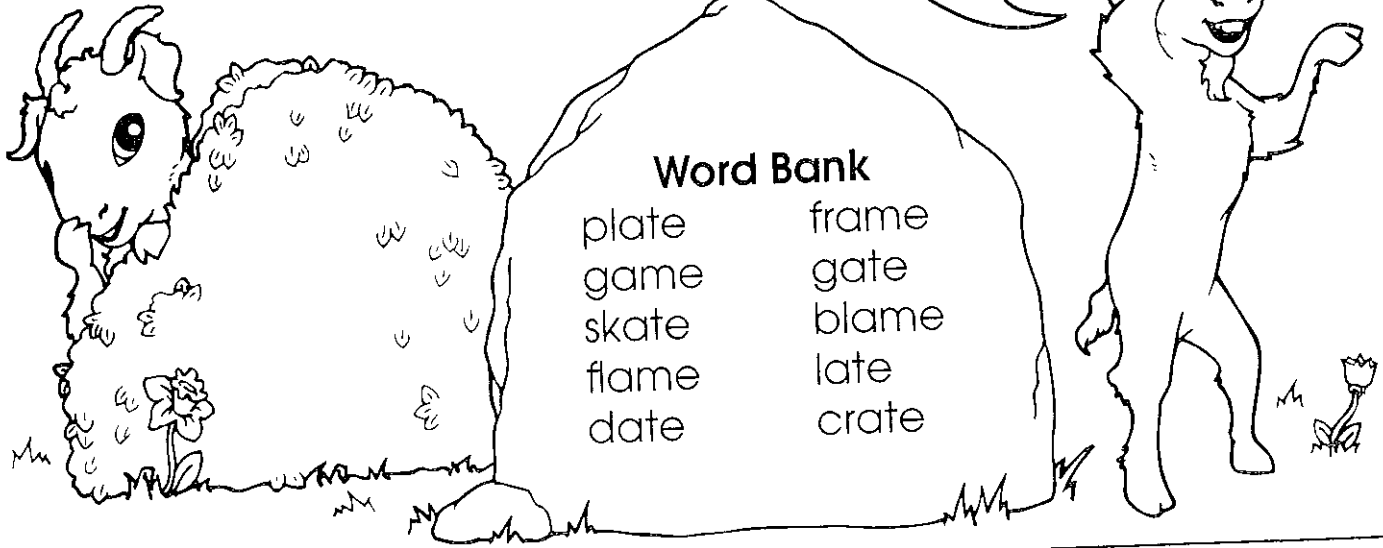
Name _____

Hide-and-Seek

Read.

Write.

Use the word bank.



1. Playing a _____ is lots of fun.
2. Close the _____ when you leave.
3. The _____ of a candle is hot.
4. The cake is on a _____.
5. I do not _____ you for crying.
6. What _____ is on that coin?
7. Did you find your roller _____?
8. Put the apples in the _____.
9. Is that a new picture _____?
10. Hurry or you will be _____!

Bonus Box: On the back of this sheet, write a sentence that tells what the goats on this page are doing.

Name _____

ABC Order
Four words

Crab Castles

Write each group of words in ABC order.


A.



1. _____
2. _____
3. _____
4. _____

pail
wave
dig
star

B.



1. _____
2. _____
3. _____
4. _____

sun
beach
claw
happy

C.



1. _____
2. _____
3. _____
4. _____

friend
shore
water
play

D.



1. _____
2. _____
3. _____
4. _____

shell
fun
bird
wind

Name _____

Nickels







Say the number at the beginning of each row.

Color that many nickels.



front




back


8	
5	
10	
6	
7	
9	

Name _____

Nickels

Draw lines to connect the sets that are the same.





flower	leaves	roots
seeds	stem	


Day 13

Name _____

Short Vowels
i, o, and u

Staying Cool


Name the picture on each ice block.
Write the words with the same vowel sound.
Use the word bank.



Complete each sentence.
Write a word from the word bank.

1. Lisa uses a _____ to catch a ball.
2. Dave has _____ friends.
3. The _____ is very hot today.
4. Did Mark _____ his door?
5. Joe wants to nap on his _____.
6. Sue's toy _____ has fur.





Lots of Love Subtraction

APPROXIMATE GRADES: PRE-KINDERGARTEN TO KINDERGARTEN




$$8 - 4 = \underline{\quad}$$



$$3 - 1 = \underline{\quad}$$




$$6 - 4 = \underline{\quad}$$




$$9 - 3 = \underline{\quad}$$



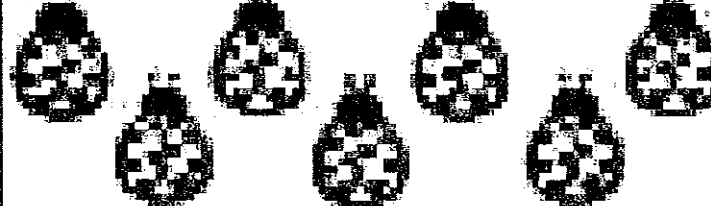
$$5 - 2 = \underline{\quad}$$



$$10 - 5 = \underline{\quad}$$




$$4 - 3 = \underline{\quad}$$



$$7 - 4 = \underline{\quad}$$

Name _____

Nickels

1. 




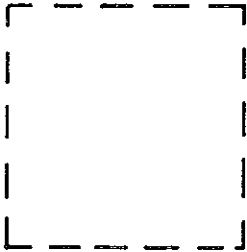


2. 




front



back




© Carson-Dellosa Publ. CD-0801




Name _____

The Red, White, and Blue

Read.



The first flag had 13 stars and 13 stripes.




The flag now has 50 stars and 13 stripes.

Circle the best word to complete each sentence.
Write it on the line.

1. Both flags have 13 _____.	colors stripes circles
2. The first flag had 13 _____.	stars squares numbers
3. Now the _____ has 50 stars.	star box flag
4. The flag's colors are _____, white, and blue.	yellow green red

A Powerful Bird

Read.



Complete each sentence.
Use the word bank.

1. The United States' mascot is the bald _____.
2. The bald eagle stands for _____.
3. It has _____ feathers on its head.
4. Its body has _____ feathers.
5. Many _____ eagles live in the United States.

Day 14

Afternoon Tea

Use a word from the word bank to complete each sentence.



Word Bank

rest

last

vest

cost

list

best

must






fast

1. I have a _____ of things I need to buy.
2. How much did the teapot _____?
3. Don't pour the tea too _____.
4. This is the _____ tea I have ever had.
5. I _____ get this recipe from you.
6. Would you like the _____ of this piece of cake?
7. You spilled something on your _____.
8. May I have the _____ cookie?

Name: _____

POPPING VERBS







Color all the balloons with verbs.



Name _____




Nickels








Draw lines to connect the sets that are the same.



Name _____

Nickels


 the  's and the  's blue.



Name _____

Lady Liberty

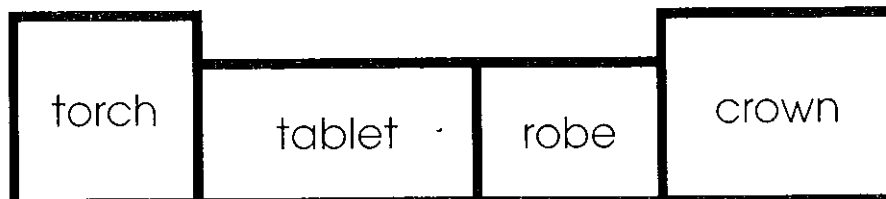
Cut.
Match.
Glue.



Write. Use the words above to help you.

1. The Statue of Liberty holds a _____ above her head.
2. She holds a _____ in the other hand.
3. There is a _____ on her head.
4. She wears a loose _____.

©The Mailbox® • Teacher's Helper® • TEC46025 • June-July 2006



Day 15

Name: _____

Reading Comprehension


Castle

I see a castle.

The castle is big.

The castle is gray.

There is a gate in the castle.



1. I see _____.

- a. a house
- b. a mountain
- c. a castle

2. The castle is _____.

- a. small
- b. big and gray
- c. blue

3. There is _____ in the castle.


- a. a car
- b. a tree
- c. a gate

Name _____


Flowers
Initial consonant blends

Beautiful Blooms


Write **cl**, **fl**, or **pl**.
Color by the code.




_____y



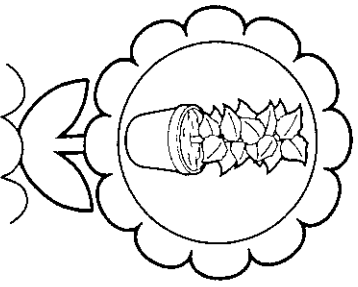
_____am



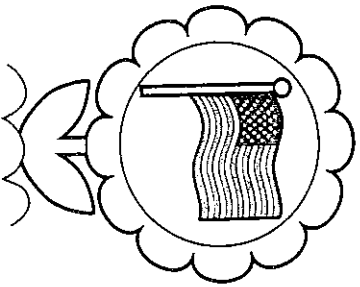
_____oud




_____ower




_____ant



_____ag



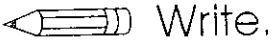
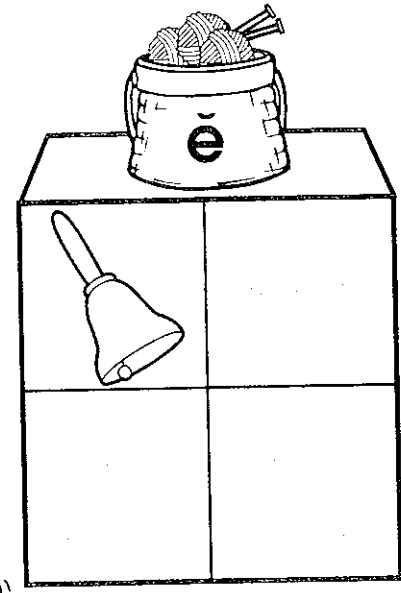


_____ock



_____ane

Color Code
 cl—yellow
 fl—orange
 pl—red

Making Mittens

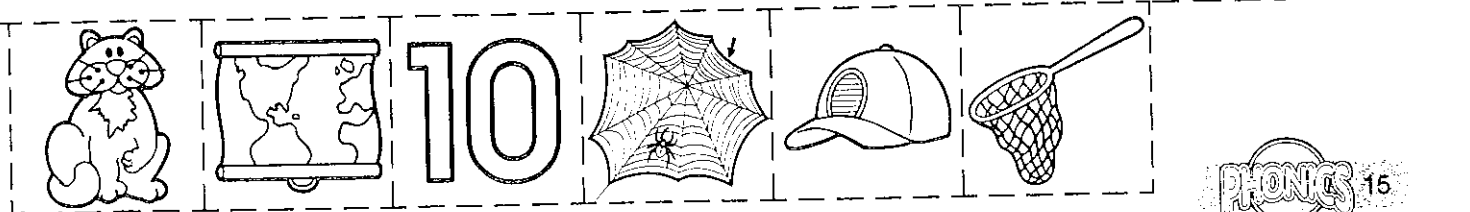
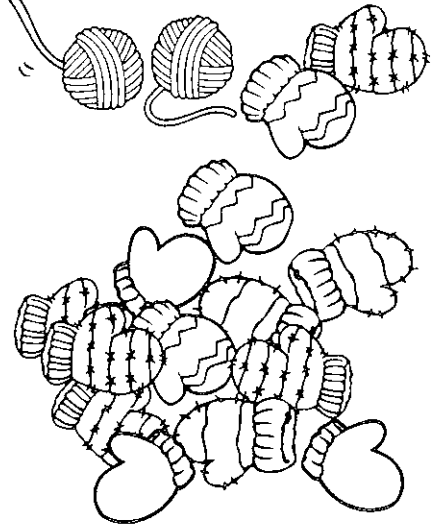


Use the pictures to help you.

1. I will put my _____ on.

2. I can get a fish with a _____.

3. The hens have _____ eggs.



Name _____


Nickels



front











back



each



that has a nickel.



Name _____

Review: Pennies, Nickels

Count the number of pennies in each set. Put an X through that number at the bottom of the box. Count the nickels. Put a circle around the number of nickels.



1 2 3 4 5



1 2 3 4 5