

Mrs. Ebert's Green Group AMI Lessons (Day 6-10)

Day 6

- ★ Read Hunter's Card
- ★ Complete the Comprehension Quiz
- ★ Complete Lesson Topic: Add

Day 7

- ★ Read Zac and Sam at the Store
- ★ Complete the Comprehension Quiz
- ★ What is your favorite food? Write 2 sentences telling me why.
- ★ Complete Lesson Topic: Subtract

Day 8

- ★ Read Sam the Cat
- ★ Complete the Comprehension Quiz
- ★ Complete Lesson Topic: Greater, Less, Equal

Day 9

- ★ Read A Ball For My Dog
- ★ Complete the Comprehension Quiz
- ★ Complete Lesson Topic: Rocket Counting

Day 10

- ★ Read Colors
- ★ Complete the Comprehension Quiz
- ★ Complete Lesson Topic: Number Line Counting

Day 6

Name: \_\_\_\_\_

# Hunter's Card

by Suzanne R. Klein

"I will make a card for Mom," Hunter says.

Hunter writes his name. He writes Mom's name.




He draws himself, and he draws Mom.

He has lots of stickers. He wants to put one on his card.

"I need a red tractor sticker," Hunter says. "Mom loves her red tractor."

He looks at his stickers. There are green tractors and orange tractors, but there are no red tractors.

Hunter thinks. He draws a red box. He draws two black circles under the box.



"Now, I have a red tractor," Hunter says.

He runs outside. Mom steps down from her red tractor.

"For you, Mom!" Hunter says.

Name: \_\_\_\_\_

# Hunter's Card

by Suzanne R. Klein



1. Who is Hunter making a card for?

\_\_\_\_\_

2. Who does Hunter draw on the card?

\_\_\_\_\_

3. What was not on Hunter's card?

- a. a sticker
- b. a picture of Mom
- c. a picture of Hunter
- d. a picture of a tractor

4. Why does Hunter want a red tractor on the card?

- a. Mom likes green tractors.
- b. Mom likes stickers.
- c. Mom has a red tractor.
- d. Mom does not like blue.


Name: \_\_\_\_\_

# Hunter's Card

## Vocabulary

Write a word from the box below each picture.

tractor      stickers      write      circle



---

---

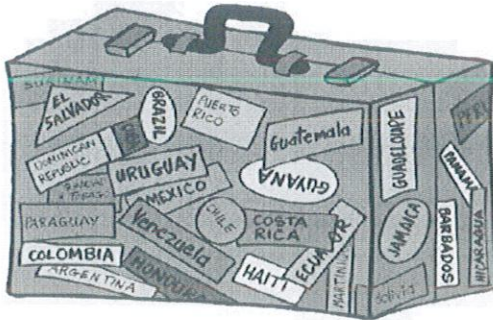
---



---

---


---



---

---

---



---

---

---

Name: \_\_\_\_\_


Basic Addition  
(Addends to 5, Sums to 5)

Add

$$\begin{array}{r} 5 \\ + 5 \\ \hline \end{array}$$

$$\begin{array}{r} 1 \\ + 3 \\ \hline \end{array}$$


$$\begin{array}{r} 2 \\ + 0 \\ \hline \end{array}$$



$$\begin{array}{r} 2 \\ + 5 \\ \hline \end{array}$$

$$\begin{array}{r} 3 \\ + 3 \\ \hline \end{array}$$

$$\begin{array}{r} 4 \\ + 5 \\ \hline \end{array}$$



$$1 + 1 = \underline{\quad}$$

$$2 + 3 = \underline{\quad}$$


$$4 + 2 = \underline{\quad}$$

Day 7

Name: \_\_\_\_\_

# Zac and Sam At the Store

By S. V. Richard



Zac and Sam went to the store because they wanted food. Zac wanted ham. Sam wanted chips and dip.

"I want to get ham," Zac said.

"I do not want to get ham," Sam said. "I want to get chips and dip."

"I do not like chips and dip," Zac said.

"What are we going to do?" Sam asked.

The store was big. There were lots of things to get. Zac and Sam could not make up their minds.

"Do you want to eat oranges?" Zac asked.

"I do not know if I want oranges," Sam said. "Do you want to eat eggs?"

"No, I do not know if I want eggs. We could get figs or nuts."

"No, I do not know what I want. Do you like pie?"  
Sam asked.

"No! Do you want to eat cake?" Zac asked.

"No, but I know what we can buy," Sam said.

Zac and Sam got ice cream.



Name: \_\_\_\_\_

# Zac and Sam At the Store

By S. V. Richard



1. Where did Zac and Sam go?  
\_\_\_\_\_

2. Who wanted chips and dip? \_\_\_\_\_

3. Who wanted ham? \_\_\_\_\_

4. Who does not like pie? \_\_\_\_\_

5. What did Zac and Sam buy? \_\_\_\_\_

**Draw six foods from the story.**

Name: \_\_\_\_\_

Basic Subtraction  
(Minuends 10 Or Less)

## Subtract

$$\begin{array}{r} 7 \\ - 2 \\ \hline \end{array}$$

$$\begin{array}{r} 5 \\ - 3 \\ \hline \end{array}$$

$$\begin{array}{r} 4 \\ - 3 \\ \hline \end{array}$$

$$\begin{array}{r} 10 \\ - 7 \\ \hline \end{array}$$

$$\begin{array}{r} 8 \\ - 4 \\ \hline \end{array}$$

$$\begin{array}{r} 3 \\ - 3 \\ \hline \end{array}$$



$$10 - 4 = \underline{\quad}$$

$$9 - 2 = \underline{\quad}$$

$$5 - 1 = \underline{\quad}$$

Day 8

Name: \_\_\_\_\_

# Sam the Cat

by S. V. Richard

Jill has a brown cat. Her cat's name is Sam.

Sam plays with a bell. Jill rolls the bell. Sam runs to the bell.



The bell rolls under the bed. Sam runs under the bed. Jill looks for Sam. Jill does not see Sam.

"Sam," Jill yells, "Come out."

Sam does not come out.

Jill jumps. The bell rolls out from under the bed. Sam jumps on the bell.

"There you are," Jill says.

Name: \_\_\_\_\_

# Sam the Cat

by S. V. Richard

1. What color is Jill's cat?

\_\_\_\_\_



2. What does Sam play with?

- a.** a ball                      **b.** a bell  
**c.** a box                        **d.** a bed

3. Where are Jill and Sam?

- a.** in the yard                      **b.** in the car  
**c.** in the park                      **d.** in the bedroom

4. Draw a picture of Sam under the bed.

Name: \_\_\_\_\_

# Sam the Cat

by S. V. Richard



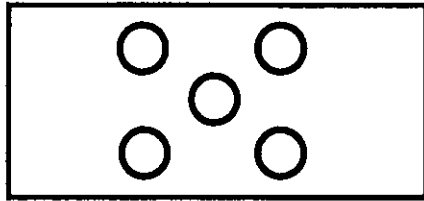
Draw lines to match the words from the story with their meanings.

- |          |   |
|----------|---|
| 1. bell  | a. leaps or hops                          |
| 2. yells | b. turns over and over; spins             |
| 3. jumps | c. an object that rings when you shake it |
| 4. rolls | d. place where you sleep                  |
| 5. bed   | e. shouts; talks loudly                   |

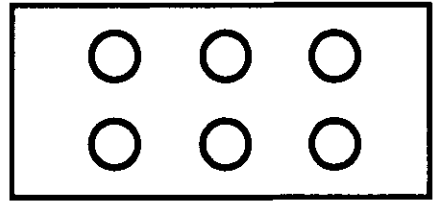
Name: \_\_\_\_\_

## Greater, Less, Equal

Circle the greater number.

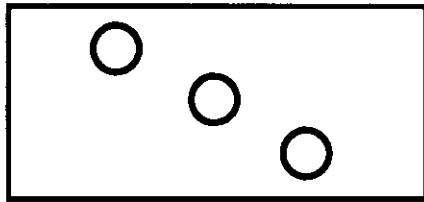


5

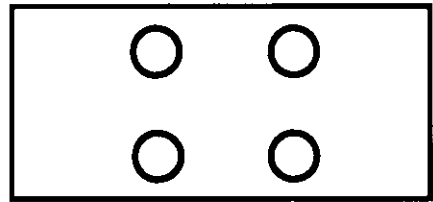


6

Circle the number that is less.

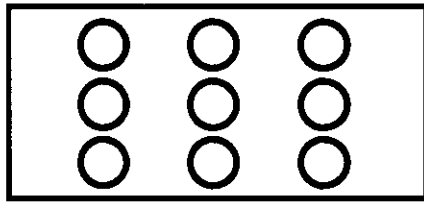


3

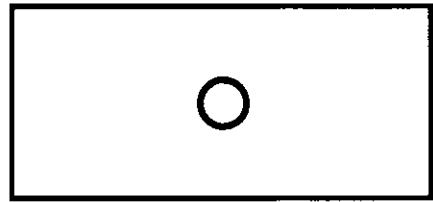


4

Circle the greater number.

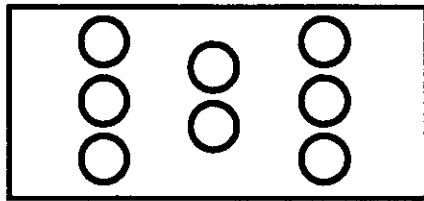


9

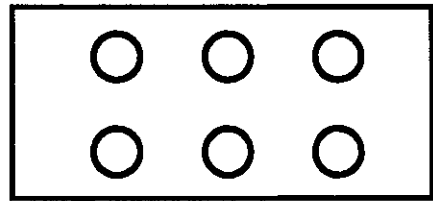


1

Circle the number that is less.

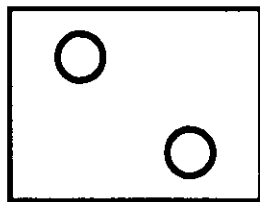


8

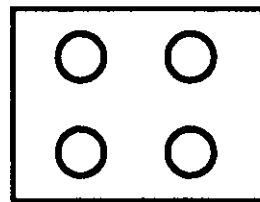


6

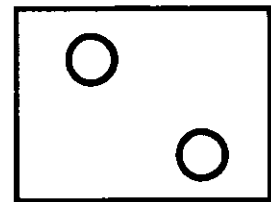
Circle two numbers that are equal.



2



4



2

Day 9



Name: \_\_\_\_\_

# A Ball For My Dog

By S. V. Richard

My dog found a ball.  
It was a yellow ball. My dog  
loves to chew. He chewed  
the yellow ball.



My dog found  
another ball. It was a red ball.  
My dog loves to play. He played with the red ball.

My dog found another ball. It was a blue ball.  
My dog loves to run. He ran after the blue ball when I  
threw it.

I need to find another ball for my dog. What color  
should it be? What will my dog do with the next ball?

Name: \_\_\_\_\_

# A Ball For My Dog

By S. V. Richard



1. How many balls did the dog find?

\_\_\_\_\_

2. What color was the ball that the dog played with?

\_\_\_\_\_

3. What did the dog do with the yellow ball?

\_\_\_\_\_

4. What did the dog do with the blue ball?

\_\_\_\_\_

Name: \_\_\_\_\_

# A Ball For My Dog

By S. V. Richard




What color do you think the next ball will be?

\_\_\_\_\_

Write a sentence that tells what the dog does with the ball.

\_\_\_\_\_

Draw a picture of the dog playing with the ball.



Name: \_\_\_\_\_

# Rocket Counting

Count to 20. Trace the dotted numbers.  
Fill in the missing numbers.

1 2 3

4 5 6 7

8 9 10 11

12 13 14 15

16 17 18 19 20

You did it!

Day 10

Name: \_\_\_\_\_

# Colors


by Rebecca T. Besser

Red, blue, yellow, and green.

Four bright colors to be seen.

Red is the color of the rose,

that I smell with my nose.



Blue is the color of the sky,

with fluffy clouds, way up high.

Yellow and green can be found,

on grass and flowers all around.

Name: \_\_\_\_\_

# Colors

by Rebecca T. Besser



1. What color is the rose?

- a. yellow
- b. red
- c. blue
- d. green

2. In the poem, where do you find yellow and green?

---

---

3. In the poem, the clouds are...

- a. yellow
- b. soft
- c. big
- d. fluffy


4. How many colors are in this poem?

- a. two
- b. four
- c. six
- d. ten

Name: \_\_\_\_\_

# Colors

by Rebecca T. Besser



Draw lines to match the colors with the items.

red •

• grass

blue •

• cherry

yellow •

• cloud

green •

• lemon

white •

• sky



Name: \_\_\_\_\_

# Colors

by Rebecca T. Besser



What is your favorite color?

\_\_\_\_\_

List some things that are this color.

\_\_\_\_\_

\_\_\_\_\_

\_\_\_\_\_

\_\_\_\_\_

\_\_\_\_\_

\_\_\_\_\_

\_\_\_\_\_

\_\_\_\_\_

Name: \_\_\_\_\_

## Number Line Counting

Complete each number line by filling in the missing numbers.

