

Weekly Plans for Week of April 20th- April 24th

Subject	Monday	Tuesday	Wednesday	Thursday	Friday
<p>Reading- Read the passage and answer the questions.</p> <p>Practice Red Words</p> <p>Read, Load, Arm Tap, and Read the Word</p>	<p>Passage- Sharks</p> <p>Choose 10 red words off the list.</p> <p>Practice writing them.</p>	<p>Passage- The Clever Cat</p> <p>Choose 10 red words off the list.</p> <p>Practice writing them.</p>	<p>Passage- Shadow Play</p> <p>Choose 10 red words off the list.</p> <p>Practice writing them.</p>	<p>Passage- Jen and Her Rocks</p> <p>Choose 10 red words off the list.</p> <p>Practice writing them.</p>	<p>Passage- Where is your School?</p> <p>Choose 10 red words off the list.</p> <p>Practice writing them.</p>
Math	Math fact fluency.	True and false math facts.	Greater Than and Less Than	Related Facts	Count coins to someone. Coin match.
Writing	Write 5 complete sentences using your red words.	B is for Book Review	H is for Hero	Write 5 complete sentences using your red words.	G is for Greetings
Science			Earth Day Write 3 sentences showing how you can take care of the Earth.	How Does a Seed Grow?	Go outside and observe different plants.
Social Studies	Our Presidents	The Capitol of Our United States			

Use this sheet daily.

LAYER TWO RED WORDS
READING

- | | |
|-----------|-----------|
| 1. as | 17. some |
| 2. all | 18. done |
| 3. or | 19. again |
| 4. give | 20. very |
| 5. any | 21. many |
| 6. your | 22. look |
| 7. here | 23. our |
| 8. why | 24. which |
| 9. there | 25. every |
| 10. her | 26. live |
| 11. been | 27. their |
| 12. say | 28. about |
| 13. one | 29. even |
| 14. where | 30. own |
| 15. says | 31. gone |
| 16. goes | 32. watch |

A

ACTIVITY

RED WORDS LAYER 2

Name _____

Sharks

Sharks live in the ocean. They have been here for thousands of years. In the ocean are more than 350 kinds of sharks. Some sharks have big teeth. Others have small teeth.

1. Where do sharks live? _____
2. How long have they been here? _____
3. How many kinds of sharks are there? _____
4. What are sharks' teeth like? _____

Sharks have to open their mouths so that they can breathe. They keep their mouths open when they swim. We can see their teeth! It may look scary, but they are just breathing.

1. How do sharks breathe? _____
2. Why are their mouths open when they swim? _____
3. What do you see if a shark's mouth is open? _____
4. How do you feel when you see sharp teeth? Write a sentence.

Sharks can be long or short. Some sharks can grow to be up to 36 feet long! Other sharks are only six inches long. That is the length of a stapler. Some sharks are small enough to live in small fish tanks. Large sharks can be at an aquarium and live in large fish tanks.

1. How big are sharks? _____
2. What object is about six inches long? _____
3. Which sharks live in fish tanks? _____
4. Which sharks live in aquariums? _____

Many people hunt sharks. A shark can get caught in a net. Shark skin can be used for belts. Some people eat shark meat. Others eat shark fin soup.

1. What is shark skin used for? _____
2. What do people eat from the shark? _____
3. Where do sharks get caught? _____
4. What do you think shark fin soup tastes like? Write a sentence.

Name : _____

Score : _____

Teacher : _____

Date : _____

$$\begin{array}{r} 7 \\ + 0 \\ \hline \end{array}$$

$$\begin{array}{r} 8 \\ + 4 \\ \hline \end{array}$$

$$\begin{array}{r} 8 \\ + 7 \\ \hline \end{array}$$

$$\begin{array}{r} 6 \\ + 6 \\ \hline \end{array}$$

$$\begin{array}{r} 7 \\ + 4 \\ \hline \end{array}$$

$$\begin{array}{r} 9 \\ + 6 \\ \hline \end{array}$$

$$\begin{array}{r} 9 \\ + 1 \\ \hline \end{array}$$

$$\begin{array}{r} 5 \\ + 4 \\ \hline \end{array}$$

$$\begin{array}{r} 5 \\ + 3 \\ \hline \end{array}$$

$$\begin{array}{r} 8 \\ + 3 \\ \hline \end{array}$$

$$\begin{array}{r} 7 \\ + 6 \\ \hline \end{array}$$

$$\begin{array}{r} 5 \\ + 2 \\ \hline \end{array}$$

$$\begin{array}{r} 6 \\ + 5 \\ \hline \end{array}$$

$$\begin{array}{r} 6 \\ + 1 \\ \hline \end{array}$$

$$\begin{array}{r} 7 \\ + 9 \\ \hline \end{array}$$


$$\begin{array}{r} 9 \\ + 0 \\ \hline \end{array}$$

$$\begin{array}{r} 6 \\ + 1 \\ \hline \end{array}$$

$$\begin{array}{r} 6 \\ + 1 \\ \hline \end{array}$$

$$\begin{array}{r} 7 \\ + 3 \\ \hline \end{array}$$

$$\begin{array}{r} 6 \\ + 9 \\ \hline \end{array}$$



George
Washington
1789-1797

Thomas
Jefferson
1801-1809

Theodore
Roosevelt
1901-1909

Abraham
Lincoln
1861-1865

Once there was a man who said, "I will make the greatest monument in all the world." This man was Gutzon Borglum.

He made this monument on the top of a mountain in the Black Hills of South Dakota. He carved the faces of four great Americans from this mountaintop. It took him 14 years to finish it.


The four great Americans chosen to be on this monument are: George Washington, our first president, helped with the beginning of our country. He is called the "Father of His Country."

Thomas Jefferson, a wise and thoughtful president, wrote much of the Declaration of Independence.

Abraham Lincoln, who kept our United States together when they quarreled over slavery, was a great president and will always be remembered.

Theodore Roosevelt, well liked by all Americans, loved the outdoors. He set aside our national forests.

Write the names of the four presidents carved on Mt. Rushmore.



The Clever Cat

Once upon a time, a man had a **clever** cat but no food.

The village ogre had lots of food.

The cat visited the ogre.

“Can you become a tiny mouse?”
Cat asked.

“I can become anything!” Ogre said.

Ogre became a mouse.

Cat ate the mouse!

Now the man and the cat had food.

They lived happily ever after.



Name _____ Date _____

Use what you read in the passage to answer the questions.

1. What does **clever** mean?

2. What does the ogre have that the man and the cat want?












3. How is the cat clever?

4. What happens to the ogre's food?

Name _____

Color the apple GREEN if it is TRUE.

Color the apple RED if it is FALSE.



Name _____

B Is for Book Review

Complete the chart for your book.

Title _____

Author _____


Illustrator _____

Main Character(s) _____

Problem(s) _____

Solution(s) _____

Surprise(s) _____



This is the beautiful white dome on our nation's capitol in Washington, D. C.

The capital city was named Washington in honor of our first president.

The flag flies day and night at our capitol building.

Color the trees green; the sky blue back of our white capitol building. Color the flag.

THE PRESIDENT OF THE UNITED STATES

The president of the United States lives in the city of Washington.

The president's home is called the "White House."

The president is the head of our country. The president is elected every four years, chosen by the people of the United States.

Write the name of the president of the United States.

In what city does the president live? _____

What is the president's house called? _____

Who elects the president? _____

Name _____

Shadow Play

Can you see your shadow? You can play with shadows. You can use your hands to make shapes on a wall. Shadows move when you move.

1. What can you do with shadows? _____
2. What can you do with your hands? _____
3. Write a sentence about a time you saw a shadow. What did it look like? _____

You can see a shadow when light is on one side of you. The light makes the shadow. The shadow is on the other side. When you are inside, lamps and flashlights make shadows. When you are outside, the sun makes shadows.

1. What makes shadows when you are inside? _____
2. What makes shadows when you are outside? _____
3. Write a sentence about how a shadow is made. _____

Do you see a shadow in front of you? If you do, then the light is behind you. Is your shadow behind you? Then, the light is in front of you. Shadows are dark, but they are made by light.

1. Where is the light if the shadow is in front of you? _____
2. Where is the light if the shadow is behind you? _____
3. Write a sentence about a time you stepped on a shadow. What happened? _____

Shadow play is fun. You can move your hands to show pictures. You can even show animals. Some animals you can make are farm animals such as ducks. You can make alligators and rabbits too.

1. What kind of shadows can you make with your hands? _____
2. Name three animals you can make. _____
3. Write a sentence about a shadow play you could make with a friend. _____

Name: _____

Date: _____


Greater than >



equal to =



or less than <



Write the correct symbol in the boxes. The first is done for you.

$4 < 6$

$9 \square 3$

$5 \square 4$

$2 \square 2$

$7 \square 8$

$3 \square 5$

$23 \square 18$

$12 \square 12$

$76 \square 69$

$45 \square 55$

$9 \square 90$

$16 \square 8$

$64 \square 52$

$37 \square 37$

$89 \square 91$

$27 \square 29$

$42 \square 40$

$65 \square 68$

$71 \square 23$

$32 \square 33$

$39 \square 40$

$53 \square 35$

$13 \square 14$

$11 \square 11$

$82 \square 92$

$29 \square 26$

$72 \square 69$


Name _____

H Is for Hero

Who is your hero? Fill out the form below.

MY HERO

(name)



This person is my hero because _____


My hero is especially great because _____

To honor my hero, I would like to _____

If I gave an award to my hero, I would call it _____

If I could say one thing to my hero, I would say, _____

I can help keep earth **clean** and **green**.



air



water



land

Jen and Her Rocks

Jen likes rocks.

She finds rocks by her house.

Jen and her family went to the **beach**.

Jen saw many shells.

Jen did not see rocks.

Jen was sad.


Dad took Jen to a rock store.

The store had many rocks.

Jen got some new rocks.

Now Jen is happy.

Jen really likes rocks!



Name _____ Date _____

Use what you read in the passage to answer the questions.

1. What does Jen like to find?

2. What does Jen find at the beach?

3. What is a **beach**?

4. Do you like rocks or shells or both? Why?



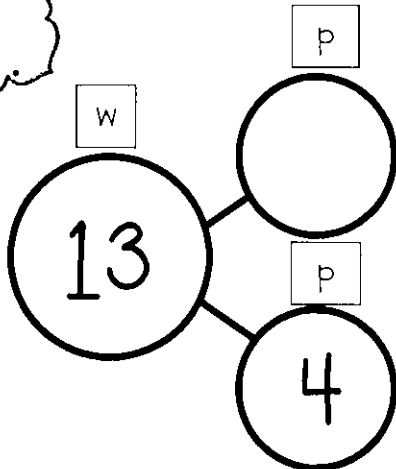
1.OA.4

Name: _____

Number Bonds to Relate Facts

Label the parts and whole of the number bond. Use the number bond to create related facts.

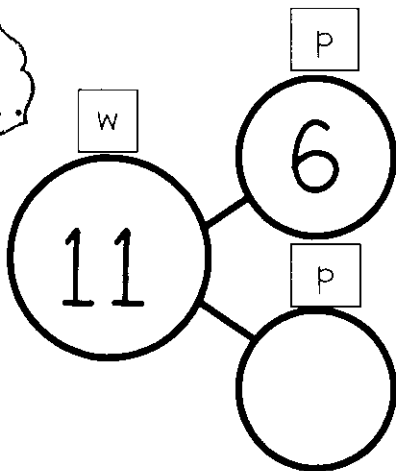
1.



$$\begin{array}{c} \text{---} \\ | \\ \text{p} \end{array} + \begin{array}{c} \text{---} \\ | \\ \text{p} \end{array} = \begin{array}{c} \text{---} \\ | \\ \text{w} \end{array}$$


$$\begin{array}{c} \text{---} \\ | \\ \text{w} \end{array} - \begin{array}{c} \text{---} \\ | \\ \text{p} \end{array} = \begin{array}{c} \text{---} \\ | \\ \text{p} \end{array}$$

2.



$$\begin{array}{c} \text{---} \\ | \\ \text{p} \end{array} + \begin{array}{c} \text{---} \\ | \\ \text{p} \end{array} = \begin{array}{c} \text{---} \\ | \\ \text{w} \end{array}$$

$$\begin{array}{c} \text{---} \\ | \\ \text{w} \end{array} - \begin{array}{c} \text{---} \\ | \\ \text{p} \end{array} = \begin{array}{c} \text{---} \\ | \\ \text{p} \end{array}$$





1.OA.4

Name: _____



Fact Family Frenzy

Create 4 facts for the given numbers. Remember to use only the numbers in the family!




$_ + _ = _$	$_ - _ = _$
$_ + _ = _$	$_ - _ = _$


$_ + _ = _$	$_ - _ = _$
$_ + _ = _$	$_ - _ = _$



$_ + _ = _$	$_ - _ = _$
$_ + _ = _$	$_ - _ = _$

$_ + _ = _$	$_ - _ = _$
$_ + _ = _$	$_ - _ = _$





How Do Seeds Grow?

by ReadWorks



Many plants start out as small seeds. How does a seed grow?


First, a seed falls or is put into dirt. Water and the sun's light might help the seed to start growing.

Soon, the seed breaks open. Roots start to grow down into the dirt. Then a shoot pushes up through the dirt. The stem and leaves pop out next.

Soon, the little plant will be grown-up.

Parts of a PLANT!

Label each part of the plant: stem, leaf, roots, flower, and seed. Color the picture.



Name _____

Where Is Your School?

My name is Myra, and I go to school. I go to school five days each week. Children go to school in many different places. Some children go to school in big cities. Some children go to school in small towns.

1. The title asks a question. Answer it. _____
2. Who is your teacher? _____
3. How many days does Myra go to school? _____
4. Where do children go to school? _____

My class has 15 children. Nine are girls, and six are boys. We have a class pet in a tank. He is a turtle. His name is Oscar. He eats lettuce and sits on a rock.

1. How many children are in Myra's classroom? _____
2. Where is the class pet? _____
3. What is the class pet's name? _____
4. What does he do? _____

My school is on a busy street in the city. A fence is around the outside of the school. We have a basketball hoop and court. We have a playground with a slide. We have a small garden.

1. Where is Myra's school? _____
2. Where is the fence? _____
3. Where do you think Myra plays? Circle your answer.
basketball court playground
4. List three things at Myra's school. _____


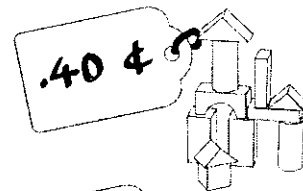
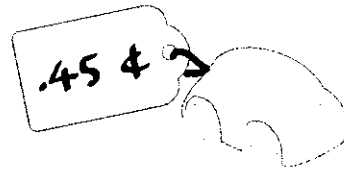


My teacher is Ms. Moore. She likes to read and write. She also likes to do math. Ms. Moore tells our class to be kind and to listen. She does not like it when the class gets too noisy!

1. Who is Myra's teacher? _____
2. List three things Ms. Moore likes to do. _____
3. What does Ms. Moore tell the class? _____
4. What does Ms. Moore not like? _____

Name _____ Date _____

COIN MATCH UP

DIRECTIONS: Match the value of coins in each group to the toy that shows the same value.




CHALLENGE - Sam wants to buy a toy truck that costs .64¢. Draw and label the coins Sam could use to buy the toy truck.


Name _____

G Is for Greetings


Here are some kinds of cards you can make.




Regular Card



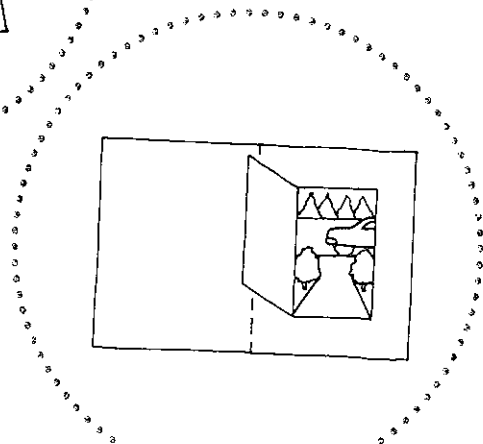
Stand-Up Card



Pop-up Card



Accordion Card



Window Card

Which kind of card do you like best?

Name _____

G Is for Greetings

Make a greeting card for someone.

The table below shows some words and phrases to use.

Reason for Card	Ending Words	Other Words to Use
Happy Birthday Happy Anniversary Your Special Day Holiday Get Well Soon THANK YOU Congratulations Friendship I Miss You I'm Sorry	Best Wishes! Congratulations! Love, Sincerely, Always, From the bottom of my heart, Hugs and kisses, All the best, Many happy returns,	<i>Greetings</i> Celebrate Merry Favorite Surprise Grateful Joy Amazing SPECIAL Remember

Greeting card checklist:

- Who is the card for? _____
- What is the reason for the card? _____
- What kind of card will you make? _____
- Design and make your card.
- Write a message inside your card.
- Sign your card.
- Give or send your card.